

Father's Day Coupon Book


Instructions:

1. Print the coupon book template on cardstock.
2. Cut along the dashed lines.
3. Use the blank template to create personalized coupons you want to give your dad.
4. Stack your coupons in any order, but make sure to put the cover at the front.
5. Staple along the left side twice.
6. Give the coupon book to dad and tell him he can redeem them any time he wants.

HAPPY
FATHER'S
Day

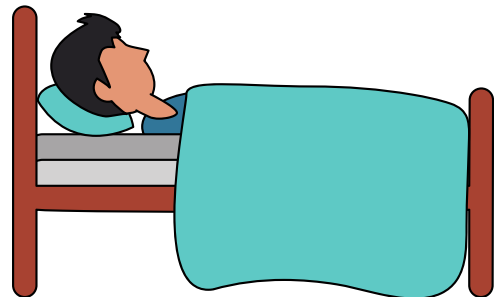


Father's Day Coupon Book



Redeem for
**breakfast
in bed**

Redeem for
**sleep in
late**



Redeem for
**watch whatever
you want on tv**

**Redeem for
hugs & kisses**



**Redeem for
your choice of
restaurant**

**Redeem for
no complaining
from me**




**Redeem for
help with chores**

**Redeem for
play game of
your choice**



**Redeem for
your choice of
music**

**Redeem for
free time**




**Redeem for
take a walk
together**

Redeem for



Redeem for

Redeem for



Redeem for
